



DK155

## Cascade 220 Superwash Sport Fair Isle Flower Hat



Designed By Laura Farson

## 220 Superwash Girls Flower Hat Designed by Laura Farson

Reminiscent of grass and flowers, this summer hat is a cute addition to a little girl's outfit

### Materials:

A: Cascade Superwash Sport Dark Green #802

B: Cascade Superwash Sport Lt Green #850

C: Cascade Superwash Sport Dark Pink #901

D: Cascade Superwash Sport Light Pink #894

2 US # 6 circular 16" or 4 dbl pt ndls

Blunt sewing needle

Markers

### **Brim facing**

With dark green "A", cast on 108 stitches with German Long Tail Cast on

Join to knit in the round

Knit even 2"

Turning Rnd: \*K2tog, YO, repeat \* to end

Increase Rnd: \*Knit 18, M1, repeat \* to end 114 sts

Rnds 1-5: Knit even

Begin stranded knitting by adding color "B". Hold B "under" or in the left hand

Rnd 6- 12: \*K1A, K1B, repeat \* to end (shown as the section above the brim in chart a)

Rnd 13: Fold the facing to the inside and pin.

\*K1A tog with one cast on loop, K1B, repeat \* to end

Rnds 14 – 15 repeat Rnd 6

Rnd 16 – 28 Chart A Pattern section

Rnds 29 – 31: \*K1B, K1D, repeat \* to end (shown below the crown in chart a)

Decrease rnds


Rnd 32: Knit 16, K2tog, pm, repeat \* to end

Rnd 33: Knit even

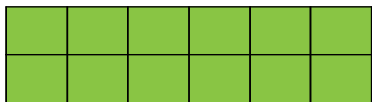


Rnd 34: Knit to 2 sts before m, K2tog, repeat to end

Repeat rnds 33-34 until 10 sts between markers

# Chart A



Crown



Facing & Brim

-  Color A
-  Color B
-  Color C
-  Color D

Repeat Rnd 32 until 1 st between markers

Remove the markers, Cut 6" strands, draw through loops, cinch and weave in the ends